

CLASS-I

Subject- English

Solve these worksheets.

1.



Put in His or Her.

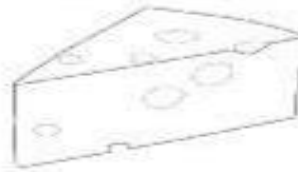
1. jumper is blue.
2. dress is purple.
3. socks are pink.
4. trousers are green.
5. hat is purple.
6. shoes are grey.
7. bag is yellow.
8. shoes are black.
9. hat is white and red.
10. gloves are pink.

Which Sound?

Circle the sound you can hear in each picture.



ch
sh



ch
sh




ch
sh



ch
sh




ch
sh



ch
sh



ch
sh



ch
sh


Daily Journaling

Today's date is:

- -

Write Your Name

Draw
a
picture
about
your
day



Write a sentence about today

PLURAL NOUNS

Write the plural of these nouns

1.- box

2.- secretary

3.- boy

4.-baby

5.- door

6.- city

7.- man

8.- bus

9.- deer

10.- mouse

11.-gentleman

12.-woman

13.-cherry

14.- turtle

15.- foot

16.- knife

17.- scarf

18.- watch

19.- wolf

20.- butterfly

21.- witch


22.- kiss

23.- country

24.- lion

25.- volcano

26.- fish



ECO FRIENDLY ACTIVITY FOR MOTHER EARTH'. A GRATITUDE TO OUR MOTHER EARTH.

(SAY NO TO PLASTIC BAGS)

1. Make 10 badges by writing in the middle (SAY NO TO PLASTIC BAGS)
2. In your family, neighborhood or in the shop if someone is using polythene bags give them one badge and request them not to use plastic bags as it's very harmful for our MOTHER EARTH. It is also detrimental for stray animals. These plastic bags stuck on their neck while eating the garbages and they may die.
3. Request while giving these badges to spread this message to at least 10 people by doing the same .

Sample of the badge..



Subject- Hindi

- 1) प्रश्नों के उत्तर लिखिए:--
 - (क) कुल मिलाकर कितने लोग थे?
 - (ख) कौशल के मौसी कहाँसे आई?
 - (ग) आज मौसम कैसा है?
 - (घ) दौलत राम जौहरीकी कोठी कहाँहै?
 - (ङ) कौशल की मौसी उसके लिए क्या लाई?
 - (च) किसकी पतंग में पंख लगे हैं?
 - (छ) किसकी पतंग कट गई?
 - (ज) रंग-बिरंगे फूलों का क्या मँडरा रही थीं?
 - (झ) आँधी के साथ क्या पड़नेलगी?
 - (ञ) ताँगेवाला सचमुच में कौन था?
- 2) सप्ताहके दिनों के नाम लिखिए और याद कीजिए।
- 3) चंद्रबिंदु वाले कोई 20 शब्द लिखिए।


परियोजनाकार्य:-चार्ट पेपर पर 10 फल एवं 10 सब्जियों के चित्र बनाकर नाम लिखिए।

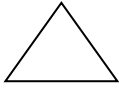
SUBJECT – MATHS

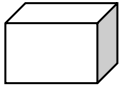
(1) See the object and write the number of faces each object has.

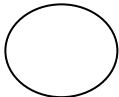
Objects

Number of faces









(2) Learn and rewrite the number name.

10		
23		
34		
45		
56		
67		
78		
82		
91		

(3) Look at the numbers and write '<' '>' or '=' in the

(a) 40 35

(b) 37 73

(c) 48 58

(d) 29 29

(e) 96 69

(4) Put these sets of numbers in ascending order.

(a) 30, 49, 25, 34, 49, 75

(b) 44, 39, 55, 49, 29, 28

(c) 23, 19, 29, 39, 93, 63

(d) 45, 48, 47, 25, 52, 49

(5) Write the name of different non-standard units used for measurement of length in your book.

(6) Add or subtract the following:

(a) $50+10 =$

(b) $90-40 =$

(c) $40+30 =$

(d) $32-23 =$

(e) $59+31 =$

(7) Write heavier or lighter in the blank.

(a) My ball is than my shoe.

(b) The leaf is than the bat.

(c) The feather is than the banana.

(d) The lunch box isthan the kite.

(e) The cat isthan the pencil box.

Project work



Make a pan balance with the help of any easily available object.

Or

Paste the picture of coins of different amount on the chart paper.


Subject- MLW

1. Which family is a happy family?
2. Who cooks tasty food for you?
3. What are called festivals? Name three national and three regional festivals.
4. Which festival is called festival of light? Make a poster of festival Deewali.
5. Name five things which we see in cities and village.





6.

Name the following:










Look at the given pictures and classify them as wild and domestic animals.



WILD ANIMALS	DOMESTIC ANIMALS
a.	a.
b.	b.
c.	c.
d.	d.
e.	e.

7. What are called domestic animals and wild animals?
8. What are called birds?
9. What helps a bird to fly?

10. PROJECT WORK

Draw and colour a tree on a chart paper and paste five things that we get from plant.

Subject: Computer

1. Write about uses of Computer at Different Places.
 - a. At least five places.
 - b. One Sentence about each place.
2. Write Names and Uses of all the elements of computer.
 - a. Mainly four elements.

Project:

Use a chart paper to draw, colour and label the picture of a computer.

SUBJECT - DRAWING

SL.NO.	CLASS	ASSIGNMENT
1.	I	MASK MAKING

